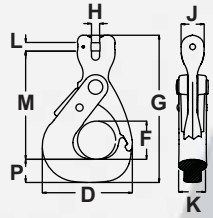
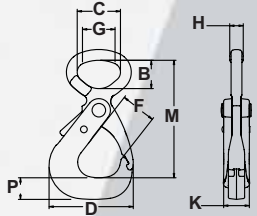


Clevlok Lodelok Hook



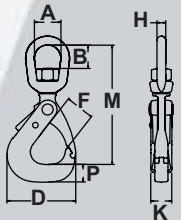
Size	Working Load Limit	Product Code	Replace Latch Kit Part #	Dimensions										Weight
				D	G	H	J	K	L	F	P	M		
In.	Lb.			In.	In.	In.	In.	In.	In.	In.	In.	In.	In.	In.
9/32	4,300	616005	656005	3.89	6.37	.35	1.00	1.19	.36	1.56	1.00	4.68	2.62	
3/8	8,800	616010	656010	5.03	8.20	.47	1.16	1.25	.51	2.25	1.25	6.11	4.93	
1/2	15,000	616015	656015	6.68	10.07	.59	1.50	1.63	.63	2.81	1.75	7.25	9.32	
5/8	22,600	616020	656020	8.04	11.62	.71	1.74	1.88	.75	3.19	2.00	8.36	14.70	

Eye Lodelok Hook



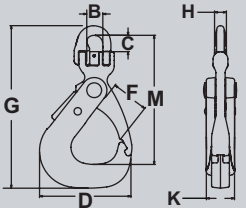
Size	Working Load Limit	Product Code	Replace Latch Kit Part #	Dimensions										Weight
				C	B	M	P	D	F min	G	H	K		
In.	Lb.			In.	In.	In.	In.	In.	In.	In.	In.	In.	In.	
9/32	4,300	626005	656005	2.00	1.31	5.43	1.00	3.89	1.563	1.47	0.63	1.19	2.64	
3/8	8,800	626010	656010	2.50	1.78	7.41	1.25	5.03	2.250	2.00	0.75	1.25	4.86	
1/2	15,000	626015	656015	3.44	2.38	9.38	1.75	6.68	2.813	2.59	1.00	1.63	10.46	
5/8	22,600	626020	656020	3.94	2.62	10.71	2.00	8.04	3.125	2.92	1.25	1.88	16.52	

Swivel Lodelok Hook



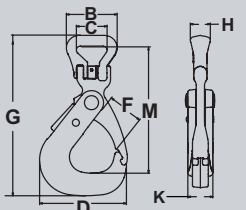
Size	Working Load Limit	Product Code	Replace Latch Kit Part #	Dimensions										Weight
				A	B	M	P	D	F min	K	H			
In.	Lb.			In.	In.	In.	In.	In.	In.	In.	In.	In.	In.	
9/32	4,300	676005	656005	1.50	1.33	6.79	1.00	3.89	1.563	1.19	0.50	3.61		
3/8	8,800	676010	656010	1.75	1.63	8.77	1.25	5.03	2.250	1.25	0.63	5.09		
1/2	15,000	676015	656015	2.00	1.76	10.54	1.75	6.68	2.813	1.63	0.75	11.03		
5/8	22,600	676020	656020	2.75	2.38	12.80	2.00	8.04	3.125	1.88	1.00	18.09		

Lode-Hammerlok Hook



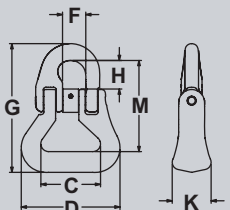
Size	Working Load Limit	Product Code	Replace Latch Kit Part #	Dimensions										Weight
				G	B min	C	M	D	F min	H	K			
In.	Lb.			In.	In.	In.	In.	In.	In.	In.	In.	In.		
9/32	4,300	666005	656005	6.84	0.54	0.71	5.44	3.89	1.563	0.500	1.19	2.06		
3/8	8,800	666010	656010	9.11	0.91	1.16	7.33	5.03	2.250	0.709	1.25	4.80		
1/2	15,000	666015	656015	11.88	1.10	1.43	9.38	6.68	2.813	0.859	1.63	10.00		
5/8	22,600	666020	656020	13.55	1.32	2.09	10.68	8.04	3.13	0.77	1.88	15.30		

Lode-Weblok Hook



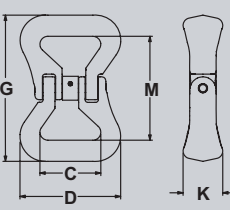
Size	Working Load Limit	Product Code	Replace Latch Kit Part #	Dimensions										Weight
				G	B	C	M	D	F min	H	K			
In.	Lb.			In.	In.	In.	In.	In.	In.	In.	In.	In.		
9/32	4,500	646005	656005	7.20	2.38	1.44	5.70	3.89	1.563	0.94	1.19	3.00		
3/8	7,100	646010	656010	9.38	3.00	1.80	7.51	5.03	2.250	1.13	1.25	5.30		
1/2	12,000	646015	656015	11.80	3.50	2.00	9.39	6.68	2.813	1.31	1.63	10.50		
5/8	18,100	646020	656020	13.84	4.76	2.88	10.84	8.04	3.13	1.69	1.88	17.00		

Web-Hammerlok



Size	Working Load Limit	Product Code	Replace Latch Kit Part #	Dimensions							Weight
				G	D	C	M	K	F min	H	
In.	Lb.			In.	In.	In.	In.	In.	In.	In.	
9/32	4,500	867005	3.10	2.38	1.44	2.20	0.94	0.54	0.71	0.82	
3/8	7,100	867010	4.33	3.00	1.80	3.17	1.13	0.91	1.16	1.41	
1/2	12,000	867015	5.24	3.50	2.00	3.80	1.31	1.10	1.43	2.53	
5/8	18,100	867020	6.58	4.76	2.88	4.71	1.69	1.32	1.74	5.07	

Web-Weblok



Size	Working Load Limit	Product Code	Replace Latch Kit Part #	Dimensions					Weight
				G	D	C	M	K	
In.	Lb.			In.	In.	In.	In.	In.	
9/32	4,500	877005	3.45	2.38	1.44	2.45	0.94	1.04	
3/8	7,100	877010	4.60	3.00	1.80	3.35	1.13	1.91	
1/2	12,000	877015	5.19	3.50	2.00	3.81	1.31	3.03	
5/8	18,100	877020	6.88	4.76	2.88	4.88	1.69	6.77	



Industrial Attachments



140 John James Audubon Parkway
Amherst, NY 14228
Phone: (800) 888-0985 or (716) 689-5400
Fax: (716) 689-5644

www.cmforge.com



CM-Lodelok-0107
Printed in the USA
7M 1/07

© 2007 Columbus Mckinnon Corporation



Clevlok Lodelok Hook

Swivel Lodelok Hook

Lode-Hammerlok Hook

Web-Weblok

Eye Lodelok Hook

Lode-Weblok Hook

Web-Hammerlok

- Designed to be used with Grade 80 and Grade 100 chain, synthetics and wire rope
- I-beam construction for greater strength
- Available in several styles; Eye, Clevlok™, Swivel, Hammerlok™, and Weblok
- Sizes available from 9/32" to 5/8"
- Marked with fractions and metric size
- Factory replacement pin
- Forged alloy steel, quenched and tempered
- Designed to meet or exceed ASTM, ASME, NACM, WSTDA, OSHA and BSEN1677 spec's for lifting and rigging attachments
- Individually proof tested. Certification available upon request
- Refer to all warning labels before using

- Forged, positive interlocking latch fully engages tip of hook
- High cycling long life spring used to release latch - replacement latch kits available
- Finger grip pads forged into body of hook



Positive Interlocking Tip

- Latch designed to work with gloved hand, pinch points designed out
- Over design of hook allows a generous load bearing surface to protect synthetic materials



Wide Load Bearing Body